



Project: _____ Type: _____

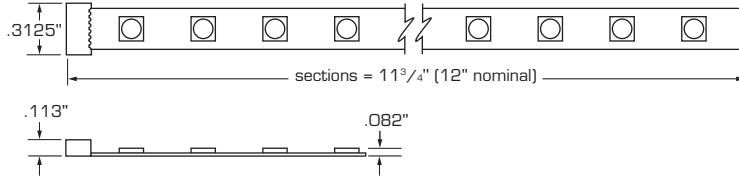


Item. No. _____

Location: _____

Notes: _____

ProFlex strip HO - high output

LED



specifications

electrical

- Operating voltage: 24V
- Power: 3.24W per foot
- 18 diodes per 12" strip; spaced at 11/16" OC
- Indoor use

lighting source

- LED
- Lumens: up to 280 lumens per foot
- Multiple color temperatures available, including RGB
- Rated life: >36,000 hrs

construction

- Flexible LED strip for curved or straight rows

mounting/installation

- Easy adhesive mount
- 12" LED strip can be field cut into 4" sections (may also be purchased as a 20' spool)
- Direct linkable or link with 12" jumper

warranty/certification

- 3 years
- cULus listed



ordering information

item number	catalog number	voltage	watts/ft	lumens/ft	CRI	color temp	description
8700-0230	ENLED-PSHO-24-65K	24	3.24	280	>80	6500K	12" high output LED strip
8700-0231	ENLED-PSHO-24-41K	24	3.24	270	>80	4100K	12" high output LED strip
8700-0232	ENLED-PSHO-24-35K	24	3.24	252	>85	3500K	12" high output LED strip
8700-0233	ENLED-PSHO-24-27K	24	3.24	250	>85	2700K	12" high output LED strip
8700-0234	ENLED-PSHO-24-RGB	24	3.24	red=90 green=144 yellow=90 blue=58	N/A	N/A	12" high output LED strip

accessories

item number	catalog number	voltage	length	description
8700-0250	ENLED-PSHO-24J12	24	12"	jumper for connecting 2 LED strips
8700-0251	ENLED-PSHO-24PF12	24	12"	power feed for LED strip (1 per driver)
8700-0253	ENLED-PSHO-24XCON	24	N/A	"X" connector for multiple LED strips
8700-0255	ENLED-PSHO-CTRL	24	N/A	controller kit, includes controller; remote & power feed



8700-0251
Power feed



8700-0250
strips can be connected by jumper



8700-0253
The "X" connector allows for more complex design aspects to be met without breaking the continuous run of LEDs



8700-0255
Controller kit with remote

drivers

item number	catalog number	voltage	wattage	L x W x H	description
8900-0200	ENLED-DRVR-PS24-25W	24	25	9.50" x 1.75" x 1.25"	25W driver with 5.5' power cord & 5.5' connecting cord, indoor/outdoor
8900-0201	ENLED-DRVR-PS24-60W	24	60	9.50" x 1.75" x 1.25"	60W driver with 5.5' power cord & 5.5' connecting cord, indoor/outdoor
8900-0202	ENLED-DRVR-PS24-100W	24	100	9.50" x 2.50" x 1.44"	100W driver with 5.5' power cord & 5.5' connecting cord, indoor/outdoor
8900-0203	ENLED-DRVR-PI24-30W	24	30	3.75" x 1.68" x 1.12"	30W driver with 5.5' power cord & 5.5' connecting cord, indoor only
8900-0204	ENLED-DRVR-PI24-60W	24	60	4.62" x 2" x 1.25"	60W driver with 5.5' power cord & 5.5' connecting cord, indoor only



8900-0200
25W
120V-277V
50/60Hz



8900-0201
60W
120V-277V
50/60Hz



8900-0202
100W
120V-277V
50/60Hz



8900-0203
30W
120V-277V
50/60Hz



8900-0204
60W
120V-277V
50/60Hz