


downlight replacement guide



Use the following guide to determine replacement options for your downlight.

 Recessed & flanged downlights, sockets, lamps (bulbs), switches, and dimmers can be ordered from the [Specialty Lighting website](#).

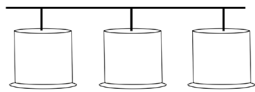
Helpful
Tips

Before getting started

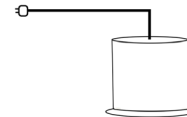
- Confirm the downlight is plugged into a working outlet
- Confirm the switch and/or dimmer is in the ON position
- If downlight is still not working, unplug the light from the outlet and use the following guide to determine replacement options

Number of Downlights

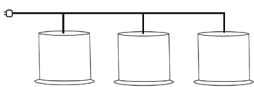
Multiple Downlights



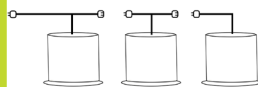
Single Downlight



Downlights are direct wired together



Downlights can be unplugged from each other



Replace lamp (bulb),
downlight socket,
OR faulty
downlight

Replace all
downlights,
sockets, lamps
(bulbs) OR
switch/dimmer
(control)

If ONE downlight
is not working,
replace
downlight socket,
lamp (bulb) OR
faulty downlight

If ALL lights not
working, switch or
dimmer may need
replacement



For technical support:

Visit our website & click on [Contact](#)

Phone: 704-538-6522

Email: info@specialtylighting.com