



Project:	Type:
Item. No.	
Location:	
Notes:	

nuance - dim

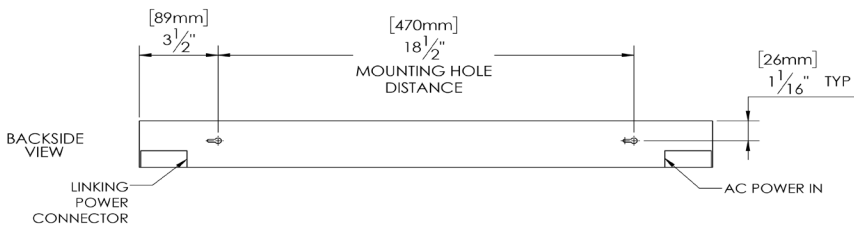


standard features


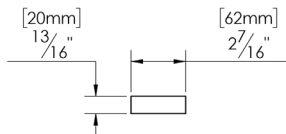
- Electrical rating: 120V, 60Hz
- Lamp source: LED
- Power: Integral driver (dimmable)
- Lumens: See ordering information
- Color temperature: 4000K
- Fixture length: 26"
- Aluminum housing with acrylic diffuser
- Power cord: 5' 18/2 SPT-2 (included)
- Switch: touch dimmer
- Linkable up to 6 fixtures
- Finish options: black, white
- Instruction method: keyhole slots located on back of fixture
- ETL listed

optional features

- Connecting cables
- 12' power cord
- Hardwire boxes (with or without switch)
- Other LED color temperatures
- contact factory



END VIEW



ordering information
fixtures

item number	catalog number	length (nominal)	watts	voltage	color temp (k)	lumens	CRI	finish	switch	description
8500-0145	NAL650CWBK-DS	26"	16.5	120V	4000	592	>85	black	touch	26" black with 5' power cord
8500-0155	NAL650CWWH-DS	26"	16.5	120V	4000	635	>85	white	touch	26" white with 5' power cord

ordering information
accessories

<i>black</i>		<i>white</i>		description
item number	catalog number	item number	catalog number	
4200-0052	SLFHWSBK	4200-0050	SLFHWSWH	Hardwire box with switch
4200-0053	SLFHWBK	4200-0051	SLFHWWH	Hardwire box without switch
4200-0064	SLFPC6BK	4200-0065	SLFPC6WH	6' power cord
4200-0066	SLFPC12BK	4200-0067	SLFPC12WH	12' power cord
4200-0068	SLFPC6BKRSW	4200-0069	SLFPC6WHRSW	6' power cord with roll switch 4' from plug
4200-0070	SLFCC6BK	4200-0071	SLFCC6WH	6" connecting cable
4200-0072	SLFCC12BK	4200-0073	SLFCC12WH	12" connecting cable
4200-0074	SLFCC18BK	4200-0075	SLFCC18WH	18" connecting cable
4200-0076	SLFCC24BK	4200-0077	SLFCC24WH	24" connecting cable
4200-0078	SLFCC36BK	4200-0079	SLFCC36WH	36" connecting cable
4200-0080	SLFCC48BK	4200-0081	SLFCC48WH	48" connecting cable
4200-0082	SLFCC72BK	4200-0083	SLFCC72WH	72" connecting cable

